

Specification



LED / LCD

8K HDMI Bi-Direction Switcher
8K HDMI AB Switcher
AMS-ABS_HDMI(8K)

Safety

This chapter illustrates safety of the 8K HDMI Bi-Direction Switcher to ensure the product's storage, transport, installation and use safety. Safety instructions are applicable to all personnel who contact or use the product. First of all, pay attention to following points.

- Read through the instructions.
- Retain all instructions.
- Comply with all instructions

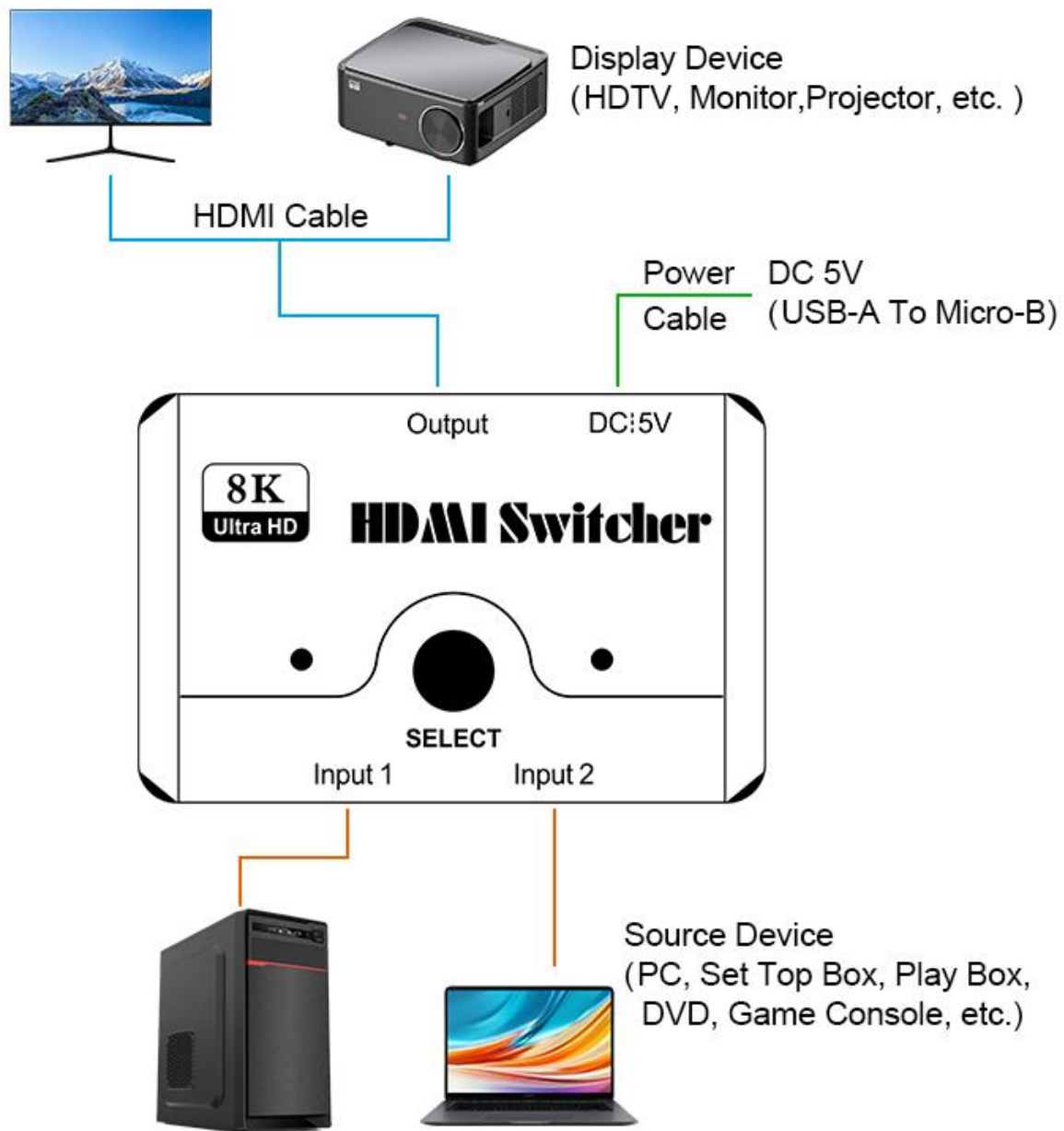
■ Storage And Transport Safety

- Pay attention to dust and water prevention.
- Avoid long-term direct sunlight.
- Do not place the product at a position near fire and heat.
- Do not place the product in an area containing explosive materials and strong electromagnetic environment.
- Place the product at a stable position to prevent damage or personal injury caused by dropping.
- Save the packing box and materials which will come in handy if you ever have to store and ship the product. For maximum protection during storage and shipping, repack the product as it was originally packed at the factory.

■ Installation And Use Safety

- Only trained professionals may install the product.
- Plugging and unplugging operations are prohibited when the power is on.
- Ensure safe grounding of the product.
- Always wear a wrist band and insulating gloves.
- Do not place the product in an area having frequent or strong shake.
- Perform dust removing regularly.
- Contact Amoonsky for maintenance at any time, rather than have the product disassembled and maintained by non-professionals without authorization.
- Replace faulty parts only with the spare parts supplied by Amoonsky.

Application 1



Application 1 (Switch Mode)

1. Before using the connection switch, please turn off all equipment;
2. Connect two source devices to the "Input 1" and "Input 2" ports on the switch;
3. Connect a display devices to the "Output" port on the switch;
4. Use the attached USB power cable to connect to the switch host's power supply "DC/5V" port;
5. After the connection is successful, switch the source device through the "SELECT" button of the switcher.

Application 2



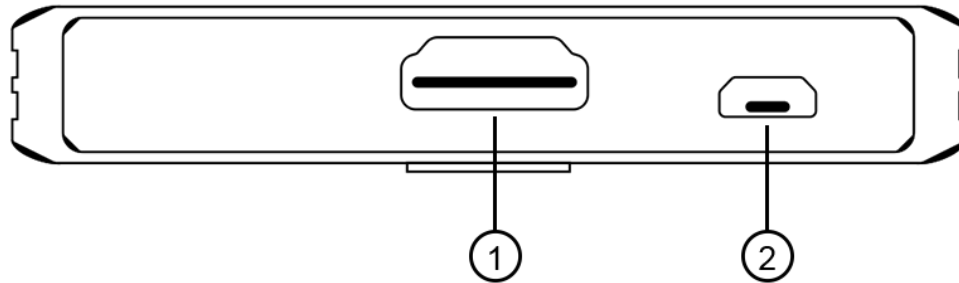
Application 2 (Splitter Mode)

1. Please turn off all equipment before connecting the switch unit;
2. Connect a source device to the "HDMI" port on the switch;
3. Connect two display device to the "HDMI 1" and "HDMI 2" ports on the switch;
4. Use the attached USB power cable to connect to the switch host's power supply "DC/5V" port;
5. After the connection is successful, switch the source device through the "SELECT" button of the switcher;

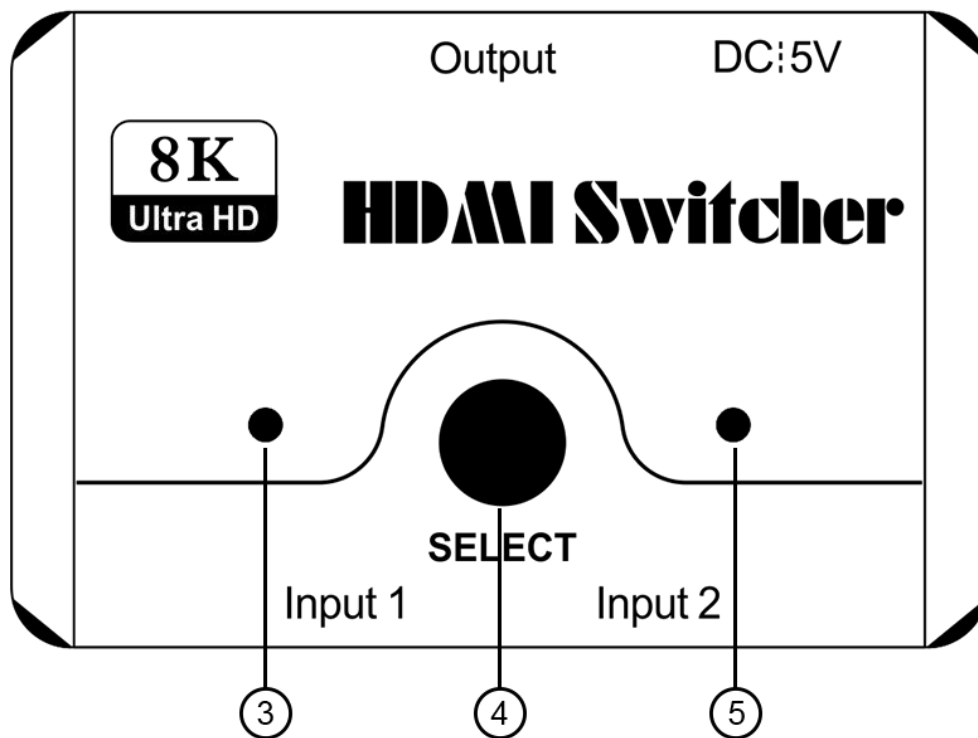
Note: Only one display device can work at a time, two display devices cannot work at the same time.

Introduction

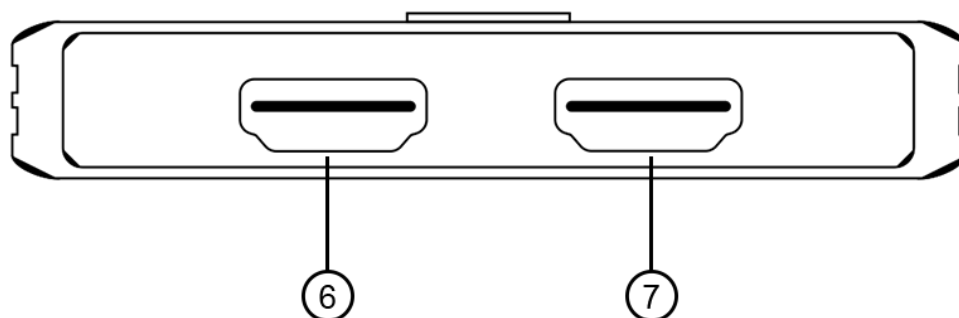
- **Rear Panel**



- **Top Panel**



- **Front Panel**



Introduction

■ Panel Introduction

No.	Application 1	Application 2	Specifications
1	HDMI Output	HDMI Input	HDMI A Female Port
2	Power Supply		Micro USB (5V)
3	Channel 1		LED
4	Switch Button		
5	Channel 2		LED
6	HDMI1 Input	HDMI1 Output	HDMI A Female Port
7	HDMI2 Input	HDMI2 Output	HDMI A Female Port

■ Dimension Drawing



■ Introduction

The 2x1 HDMI Bi-Direction switch the HD sources is very conveniently by using the easy-click switch button on the unit. The device is compatible with HDMI 2.1, 3D and 8K Ultra HD.

This switch does not need external power supply to work when both HDMI inputs are connected and feeding power to the unit at the same time. When power is from only one HDMI input, you will need to connect the supplied USB cable to feed additional power for the switch to work.

Parameters

General Specifications		
Band Width	48Gbps	
Deep Color	8 bit /10 bit / 12 bit	
Chroma	4:2:0 / 4:2:2 / 4:4:4	
Output Resolution	1080P@24/50/60/120Hz, 4K@60/120Hz 8K@30/60Hz	
Chassis	Aluminium alloy Shell	
Machine Size	80.5mm (Length) x 52.5mm (Width) x 13mm (Height)	
Packing Size	135mm (Length) x125 mm (Width) x 22mm (Height)	
Product Weight	Gross Weight: 0.2Kg;	
Package Weight	Volume Weight: 0.5Kg ;	
Operating Temperature	-20°C ~ +60°C	
Warranty	1 Year;	
Packing List		
Standard	HDMI Bi-Direction Switch Unit * 1 USB A to Micro B cable * 1	
Model	Description	P/N
AMS-ABS_HDMI(8K)	Standard Model	PN202206001

■ Special Services

Support Customized Logo (Please make notes when you place an order;
Or please contact us !)

